

# HIPPOTIZER NEVIS+

QUICK START GUIDE

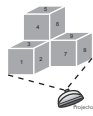
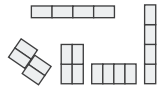
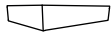
## THE BASICS

1X DISPLAYPORT 1.2 OUTPUT

UP TO 12 LAYERS OF HD PLAYBACK

UP TO 2 LAYERS OF 4K

FLEXIBLE MOUNTING SOLUTIONS

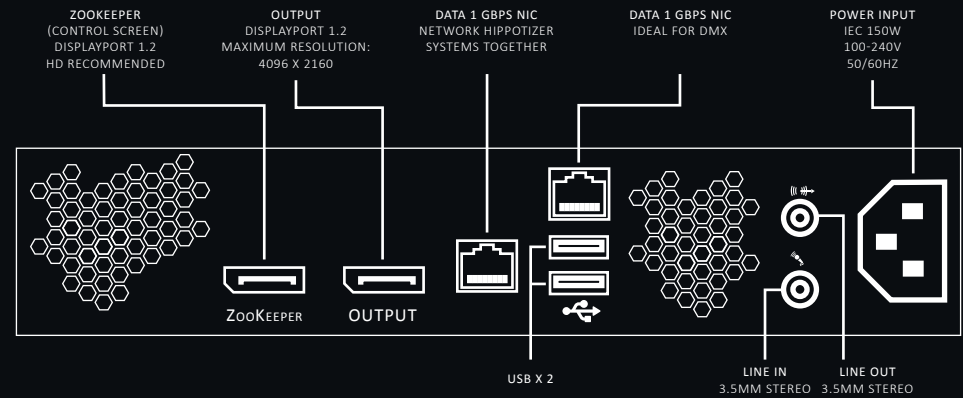


# SMALL YET POWERFUL

WELCOME TO YOUR NEW  
HIPOTIZER NEVIS+

Hippotizer Nevis+ is similar to other Hippotizer systems; loaded with a vast tool-kit, Nevis+ allows you to create, visualize and playback video in real-time, in a small purpose built chassis.

NEVIS+



**FACTORY RESTORE**

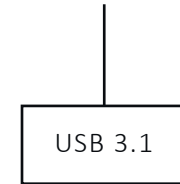
Please select the Green Hippo System Recovery option on unit power up. (This is before Windows starts)



**QUICK START GUIDE**

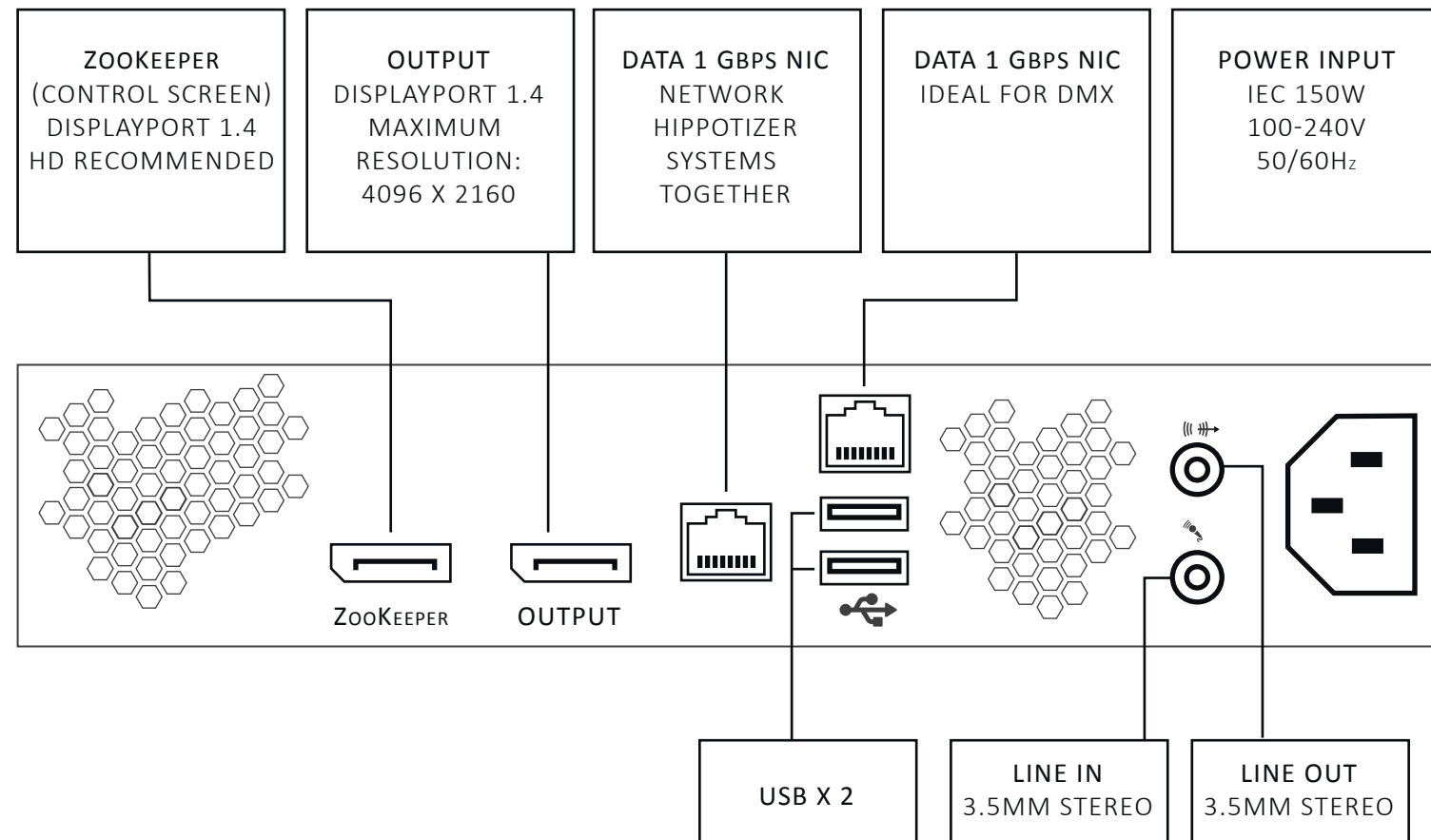
**REMOVE EMULATION**

If you are having issue's with the screen, allow 30 seconds for the unit to start up, then use the shortcut below to remove all EDID emulation



**NETWORK ISSUES**

Please check that the Firewall and Defender are both disabled



For assistance, please contact [support@green-hippo.com](mailto:support@green-hippo.com)  
[www.green-hippo.com](http://www.green-hippo.com)